

Reusable Social Textile Mask CMP-C1 321/7841

(4 layers with ear elastics)

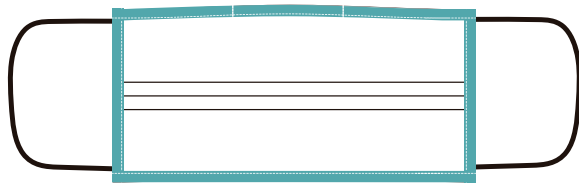
FOR CHILD (not hospital use)

Level 3

Masks intended for use by individuals in the context of their professional activity or in authorized outlets in the context of confinement, namely in interior spaces with multiple people.



Confecções Manuela & Pereira, Lda
Zona Industrial de Eiriz
4640-014 Gôve, Baião
255551552 / 964771168
cmp@manuelaepereira.com
www.manuelaepereira.com



Front

505/04/2020

Raw material:

1 Outer and Inner layer:

Fabric 100% Polyester

2 Intermediate layers: Non-woven

30 + 30 [g / m²]

2 Ear elastics: 2mm



Back

Measures:

length = 16cm


width = 7,5cm

Use

This mask should be used as a complement to the recommended protection and hygiene measures and to the rules of social distance, which are fundamental for the control of COVID-19. For more information, see <https://covid19.min-saude.pt>.

This reusable mask must be handled correctly, according to the instructions of DGS n° 019/2020, of 03/04/2020.

- Hand hygiene, with soap and water or an alcohol-based solution, before putting on the mask;
- Placing the mask with the inner face facing the face, and the outer face facing out;
- Adjusting the rigid end of the mask to the nose, covering the mouth, nose and chin with the mask, making sure that there are no spaces between the face and the mask;
- The mask should not be touched while it is in use; if this happens, hand hygiene must be performed immediately;
- It is recommended to use each mask for a maximum period of 4 hours a day, and the mask should be replaced with a new one at the end of that period or as soon as it is wet. The removed mask must be washed before being reused;
- If you accidentally get the mask wet, replace it with a dry one as soon as possible. The wet mask must be washed before being reused;
- The mask must be removed from the back (not touching the front of the mask), holding the ties or elastics;
- The mask must be placed individually in a closed plastic bag, until it is placed in the washing machine;
- New hand hygiene must be carried out at the end of the use and handling of the mask.



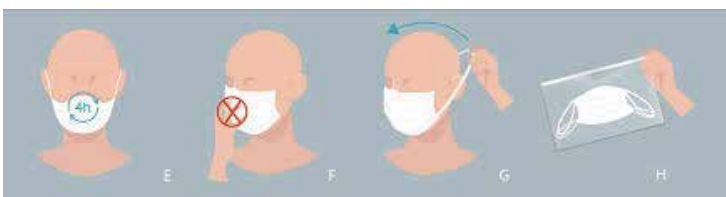
- ° The mask must be washed before new use, and must comply with the indicated requirements.
- ° The protection of the mask is only guaranteed if you follow the cleaning and maintenance instructions that are explained.
- ° The mask must be stored in a dry environment and protected from potential contamination.
- ° The mask must be washed before its first use.
- ° In case of defect or damage do not use the mask, replace it with another one.
- ° At the end of the mask's life cycle, you should wash the mask under the conditions defined in the "conservation and cleaning" section and after washing it must be discarded as a non-hazardous textile waste. If you choose not to wash the mask, you should discard it as biological waste.



Correct mask placement

Conservation and Cleaning

Masks should be washed using a normal, complete 60 ° wash cycle with detergent after each use. The user must ensure that the mask is dry, before its use.



Correct mask removal



Maximum number of washing cycles in which the mask's protective performance is guaranteed: 10